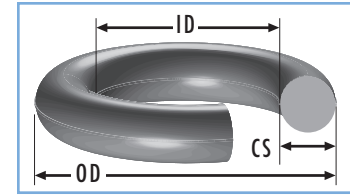


JIS B 2401 Dimensions

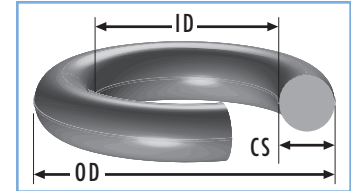
JIS B 2401 is the Japanese Industrial Standard published by the Japanese Standards Association. Its official title is **O-Rings**. JIS B 2401 is unique in that it specifies standard O-ring dimensions and standard materials. The tables below indicate JIS B 2401 part number designations.



JIS B 2401 SIZE	Measurements in millimeters				Measurements in inches				JIS B 2401 SIZE
	ID	±	CS	±	ID	±	CS	±	
P3	2.80	0.14	1.90	0.08	0.110	0.006	0.075	0.003	P3
P4	3.80	0.14	1.90	0.08	0.150	0.006	0.075	0.003	P4
P5	4.80	0.15	1.90	0.08	0.189	0.006	0.075	0.003	P5
P6	5.80	0.15	1.90	0.08	0.228	0.006	0.075	0.003	P6
P7	6.80	0.16	1.90	0.08	0.268	0.006	0.075	0.003	P7
P8	7.80	0.16	1.90	0.08	0.307	0.006	0.075	0.003	P8
P9	8.80	0.17	1.90	0.08	0.346	0.007	0.075	0.003	P9
P10	9.80	0.17	1.90	0.08	0.386	0.007	0.075	0.003	P10
P10A	9.80	0.17	2.40	0.09	0.386	0.007	0.094	0.004	P10A
P11	10.80	0.18	2.40	0.09	0.425	0.007	0.094	0.004	P11
P11.2	11.00	0.18	2.40	0.09	0.433	0.007	0.094	0.004	P11.2
P12	11.80	0.19	2.40	0.09	0.465	0.007	0.094	0.004	P12
P12.5	12.30	0.19	2.40	0.09	0.484	0.007	0.094	0.004	P12.5
P14	13.80	0.19	2.40	0.09	0.543	0.007	0.094	0.004	P14
P15	14.80	0.20	2.40	0.09	0.583	0.008	0.094	0.004	P15
P16	15.80	0.20	2.40	0.09	0.622	0.008	0.094	0.004	P16
P18	17.80	0.21	2.40	0.09	0.701	0.008	0.094	0.004	P18
P20	19.80	0.22	2.40	0.09	0.780	0.009	0.094	0.004	P20
P21	20.80	0.23	2.40	0.09	0.819	0.009	0.094	0.004	P21

JIS B 2401 Dimensions

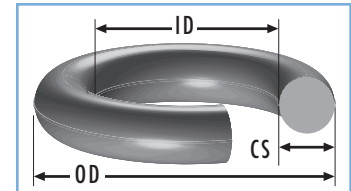
JIS B 2401 is the Japanese Industrial Standard published by the Japanese Standards Association. Its official title is **O-Rings**. JIS B 2401 is unique in that it specifies standard O-ring dimensions and standard materials.



JIS B 2401 SIZE	Measurements in millimeters				Measurements in inches				JIS B 2401 SIZE
	ID	±	CS	±	ID	±	CS	±	
P22	21.80	0.24	2.40	0.09	0.858	0.009	0.094	0.004	P22
P22A	21.70	0.24	3.50	0.10	0.854	0.009	0.138	0.004	P22A
P22.4	22.10	0.24	3.50	0.10	0.870	0.009	0.138	0.004	P22.4
P24	23.70	0.24	3.50	0.10	0.933	0.009	0.138	0.004	P24
P25	24.70	0.25	3.50	0.10	0.972	0.010	0.138	0.004	P25
P25.5	25.20	0.25	3.50	0.10	0.992	0.010	0.138	0.004	P25.5
P26	25.70	0.26	3.50	0.10	1.012	0.010	0.138	0.004	P26
P28	27.70	0.28	3.50	0.10	1.091	0.011	0.138	0.004	P28
P29	28.70	0.29	3.50	0.10	1.130	0.011	0.138	0.004	P29
P29.5	29.20	0.29	3.50	0.10	1.150	0.011	0.138	0.004	P29.5
P30	29.70	0.29	3.50	0.10	1.169	0.011	0.138	0.004	P30
P31	30.70	0.30	3.50	0.10	1.209	0.012	0.138	0.004	P31
P31.5	31.20	0.31	3.50	0.10	1.228	0.012	0.138	0.004	P31.5
P32	31.70	0.31	3.50	0.10	1.248	0.012	0.138	0.004	P32
P34	33.70	0.33	3.50	0.10	1.327	0.013	0.138	0.004	P34
P35	34.70	0.34	3.50	0.10	1.366	0.013	0.138	0.004	P35
P35.5	35.20	0.34	3.50	0.10	1.386	0.013	0.138	0.004	P35.5
P36	35.70	0.34	3.50	0.10	1.406	0.013	0.138	0.004	P36
P38	37.70	0.37	3.50	0.10	1.484	0.015	0.138	0.004	P38
P39	38.70	0.37	3.50	0.10	1.524	0.015	0.138	0.004	P39
P40	39.70	0.37	3.50	0.10	1.563	0.015	0.138	0.004	P40
P41	40.70	0.38	3.50	0.10	1.602	0.015	0.138	0.004	P41
P42	41.70	0.39	3.50	0.10	1.642	0.015	0.138	0.004	P42
P44	43.70	0.41	3.50	0.10	1.720	0.016	0.138	0.004	P44
P45	44.70	0.41	3.50	0.10	1.760	0.016	0.138	0.004	P45
P46	45.70	0.42	3.50	0.10	1.799	0.017	0.138	0.004	P46
P48	47.70	0.44	3.50	0.10	1.878	0.017	0.138	0.004	P48
P49	48.70	0.45	3.50	0.10	1.917	0.018	0.138	0.004	P49
P50	49.70	0.45	3.50	0.10	1.957	0.018	0.138	0.004	P50
P48A	47.60	0.44	5.70	0.13	1.874	0.017	0.224	0.005	P48A
P50A	49.60	0.45	5.70	0.13	1.953	0.018	0.224	0.005	P50A
P52	51.60	0.47	5.70	0.13	2.031	0.019	0.224	0.005	P52
P53	52.60	0.48	5.70	0.13	2.071	0.019	0.224	0.005	P53
P55	54.60	0.49	5.70	0.13	2.150	0.019	0.224	0.005	P55
P56	55.60	0.50	5.70	0.13	2.189	0.020	0.224	0.005	P56
P58	57.60	0.52	5.70	0.13	2.268	0.020	0.224	0.005	P58

JIS B 2401 Dimensions

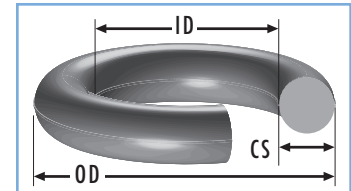
JIS B 2401 is the Japanese Industrial Standard published by the Japanese Standards Association. Its official title is **O-Rings**. JIS B 2401 is unique in that it specifies standard O-ring dimensions and standard materials.



JIS B 2401 SIZE	Measurements in millimeters				Measurements in inches				JIS B 2401 SIZE
	ID	±	CS	±	ID	±	CS	±	
P60	59.60	0.53	5.70	0.13	2.346	0.021	0.224	0.005	P60
P62	61.60	0.55	5.70	0.13	2.661	0.022	0.224	0.005	P62
P63	62.60	0.56	5.70	0.13	2.465	0.022	0.224	0.005	P63
P65	64.60	0.57	5.70	0.13	2.543	0.022	0.224	0.005	P65
P67	66.60	0.59	5.70	0.13	2.622	0.023	0.224	0.005	P67
P70	69.60	0.61	5.70	0.13	2.740	0.024	0.224	0.005	P70
P71	70.60	0.62	5.70	0.13	2.780	0.024	0.224	0.005	P71
P75	74.60	0.65	5.70	0.13	2.937	0.026	0.224	0.005	P75
P80	79.60	0.69	5.70	0.13	3.134	0.027	0.224	0.005	P80
P85	84.60	0.73	5.70	0.13	3.331	0.029	0.224	0.005	P85
P90	89.60	0.77	5.70	0.13	3.528	0.030	0.224	0.005	P90
P95	94.60	0.81	5.70	0.13	3.724	0.032	0.224	0.005	P95
P100	99.60	0.84	5.70	0.13	3.921	0.033	0.224	0.005	P100
P102	101.60	0.85	5.70	0.13	4.000	0.033	0.224	0.005	P102
P105	104.60	0.87	5.70	0.13	4.118	0.034	0.224	0.005	P105
P110	109.60	0.91	5.70	0.13	4.315	0.036	0.224	0.005	P110
P112	111.60	0.92	5.70	0.13	4.394	0.036	0.224	0.005	P112
P115	114.60	0.94	5.70	0.13	4.512	0.037	0.224	0.005	P115
P120	119.60	0.98	5.70	0.13	4.709	0.039	0.224	0.005	P120
P125	124.60	1.01	5.70	0.13	4.906	0.040	0.224	0.005	P125
P130	129.60	1.05	5.70	0.13	5.102	0.041	0.224	0.005	P130
P132	131.60	1.06	5.70	0.13	5.181	0.042	0.224	0.005	P132
P135	134.60	1.09	5.70	0.13	5.299	0.043	0.224	0.005	P135
P140	139.60	1.12	5.70	0.13	5.496	0.044	0.224	0.005	P140
P145	144.60	1.16	5.70	0.13	5.693	0.046	0.224	0.005	P145
P150	149.60	1.19	5.70	0.13	5.890	0.047	0.224	0.005	P150
P150A	149.50	1.19	8.40	0.15	5.886	0.047	0.331	0.006	P150A
P155	154.50	1.23	8.40	0.15	6.083	0.048	0.331	0.006	P155
P160	159.50	1.26	8.40	0.15	6.280	0.050	0.331	0.006	P160
P165	164.50	1.30	8.40	0.15	6.476	0.051	0.331	0.006	P165
P170	169.50	1.33	8.40	0.15	6.673	0.052	0.331	0.006	P170
P175	174.50	1.37	8.40	0.15	6.870	0.054	0.331	0.006	P175
P180	179.50	1.40	8.40	0.15	7.067	0.055	0.331	0.006	P180
P185	184.50	1.44	8.40	0.15	7.264	0.057	0.331	0.006	P185
P190	189.50	1.48	8.40	0.15	7.461	0.058	0.331	0.006	P190
P195	194.50	1.51	8.40	0.15	7.657	0.059	0.331	0.006	P195

JIS B 2401 Dimensions

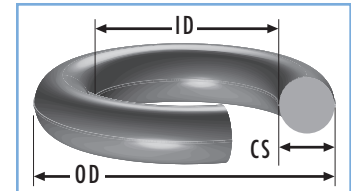
JIS B 2401 is the Japanese Industrial Standard published by the Japanese Standards Association. Its official title is **O-Rings**. JIS B 2401 is unique in that it specifies standard O-ring dimensions and standard materials.



JIS B 2401 SIZE	Measurements in millimeters				Measurements in inches				JIS B 2401 SIZE
	ID	±	CS	±	ID	±	CS	±	
P200	199.50	1.55	8.40	0.15	7.854	0.061	0.331	0.006	P200
P205	204.50	1.58	8.40	0.15	8.051	0.062	0.331	0.006	P205
P209	208.50	1.61	8.40	0.15	8.209	0.063	0.331	0.006	P209
P210	209.50	1.62	8.40	0.15	8.248	0.064	0.331	0.006	P210
P215	214.50	1.65	8.40	0.15	8.445	0.065	0.331	0.006	P215
P220	219.50	1.68	8.40	0.15	8.642	0.066	0.331	0.006	P220
P225	224.50	1.71	8.40	0.15	8.839	0.067	0.331	0.006	P225
P230	229.50	1.75	8.40	0.15	9.035	0.069	0.331	0.006	P230
P235	234.50	1.78	8.40	0.15	9.232	0.070	0.331	0.006	P235
P240	239.50	1.81	8.40	0.15	9.429	0.071	0.331	0.006	P240
P245	244.50	1.84	8.40	0.15	9.626	0.072	0.331	0.006	P245
P250	249.50	1.88	8.40	0.15	9.823	0.074	0.331	0.006	P250
P255	254.50	1.91	8.40	0.15	10.020	0.075	0.331	0.006	P255
P260	259.50	1.94	8.40	0.15	10.217	0.076	0.331	0.006	P260
P265	264.50	1.97	8.40	0.15	10.413	0.078	0.331	0.006	P265
P270	269.50	2.01	8.40	0.15	10.610	0.079	0.331	0.006	P270
P275	274.50	2.04	8.40	0.15	10.807	0.080	0.331	0.006	P275
P280	279.50	2.07	8.40	0.15	11.004	0.081	0.331	0.006	P280
P285	284.50	2.10	8.40	0.15	11.201	0.083	0.331	0.006	P285
P290	289.50	2.14	8.40	0.15	11.398	0.084	0.331	0.006	P290
P295	294.50	2.17	8.40	0.15	11.594	0.085	0.331	0.006	P295
P300	299.50	2.20	8.40	0.15	11.791	0.087	0.331	0.006	P300
P315	314.50	2.30	8.40	0.15	12.382	0.091	0.331	0.006	P315
P320	319.50	2.33	8.40	0.15	12.579	0.092	0.331	0.006	P320
P335	334.50	2.42	8.40	0.15	13.169	0.095	0.331	0.006	P335
P340	339.50	2.45	8.40	0.15	13.366	0.096	0.331	0.006	P340
P355	354.50	2.54	8.40	0.15	13.957	0.100	0.331	0.006	P355
P360	359.50	2.57	8.40	0.15	14.154	0.101	0.331	0.006	P360
P375	374.50	2.67	8.40	0.15	14.744	0.105	0.331	0.006	P375
P385	384.50	2.73	8.40	0.15	15.138	0.107	0.331	0.006	P385
P400	399.50	2.82	8.40	0.15	15.728	0.111	0.331	0.006	P400
G25	24.40	0.25	3.10	0.10	0.961	0.010	0.122	0.004	G25
G30	29.40	0.29	3.10	0.10	1.157	0.011	0.122	0.004	G30
G35	34.40	0.33	3.10	0.10	1.354	0.013	0.122	0.004	G35
G40	39.40	0.37	3.10	0.10	1.551	0.015	0.122	0.004	G40

JIS B 2401 Dimensions

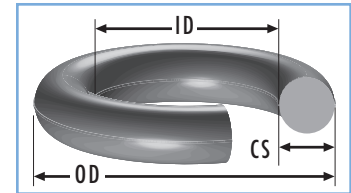
JIS B 2401 is the Japanese Industrial Standard published by the Japanese Standards Association. Its official title is **O-Rings**. JIS B 2401 is unique in that it specifies standard O-ring dimensions and standard materials.



JIS B 2401 SIZE	Measurements in millimeters				Measurements in inches				JIS B 2401 SIZE
	ID	±	CS	±	ID	±	CS	±	
G45	44.40	0.41	3.10	0.10	1.748	0.016	0.122	0.004	G45
G50	49.40	0.45	3.10	0.10	1.945	0.018	0.122	0.004	G50
G55	54.40	0.49	3.10	0.10	2.142	0.019	0.122	0.004	G55
G60	59.40	0.53	3.10	0.10	2.339	0.021	0.122	0.004	G60
G65	64.40	0.57	3.10	0.10	2.535	0.022	0.122	0.004	G65
G70	69.40	0.61	3.10	0.10	2.732	0.024	0.122	0.004	G70
G75	74.40	0.65	3.10	0.10	2.929	0.026	0.122	0.004	G75
G80	79.40	0.69	3.10	0.10	3.126	0.027	0.122	0.004	G80
G85	84.40	0.73	3.10	0.10	3.323	0.029	0.122	0.004	G85
G90	89.40	0.77	3.10	0.10	3.520	0.030	0.122	0.004	G90
G95	94.40	0.81	3.10	0.10	3.717	0.032	0.122	0.004	G95
G100	99.40	0.85	3.10	0.10	3.913	0.033	0.122	0.004	G100
G105	104.40	0.87	3.10	0.10	4.110	0.034	0.122	0.004	G105
G110	109.40	0.91	3.10	0.10	4.307	0.036	0.122	0.004	G110
G115	114.40	0.94	3.10	0.10	4.504	0.037	0.122	0.004	G115
G120	119.40	0.98	3.10	0.10	4.701	0.039	0.122	0.004	G120
G125	124.40	1.01	3.10	0.10	4.898	0.040	0.122	0.004	G125
G130	129.40	1.05	3.10	0.10	5.094	0.041	0.122	0.004	G130
G135	134.40	1.08	3.10	0.10	5.291	0.043	0.122	0.004	G135
G140	139.40	1.12	3.10	0.10	5.488	0.044	0.122	0.004	G140
G145	144.40	1.16	3.10	0.10	5.685	0.046	0.122	0.004	G145
G150	149.30	1.19	5.70	0.13	5.878	0.047	0.224	0.005	G150
G155	154.30	1.23	5.70	0.13	6.075	0.048	0.224	0.005	G155
G160	159.30	1.26	5.70	0.13	6.272	0.050	0.224	0.005	G160
G165	164.30	1.30	5.70	0.13	6.469	0.051	0.224	0.005	G165
G170	169.30	1.33	5.70	0.13	6.665	0.052	0.224	0.005	G170
G175	174.30	1.37	5.70	0.13	6.862	0.054	0.224	0.005	G175
G180	179.30	1.40	5.70	0.13	7.059	0.055	0.224	0.005	G180
G185	184.30	1.44	5.70	0.13	7.256	0.057	0.224	0.005	G185
G190	189.30	1.47	5.70	0.13	7.453	0.058	0.224	0.005	G190
G195	194.30	1.51	5.70	0.13	7.650	0.059	0.224	0.005	G195
G200	199.30	1.55	5.70	0.13	7.846	0.061	0.224	0.005	G200
G210	209.30	1.61	5.70	0.13	8.240	0.063	0.224	0.005	G210
G220	219.30	1.68	5.70	0.13	8.634	0.066	0.224	0.005	G220
G230	229.30	1.73	5.70	0.13	9.028	0.068	0.224	0.005	G230
G240	239.30	1.81	5.70	0.13	9.421	0.071	0.224	0.005	G240

JIS B 2401 Dimensions

JIS B 2401 is the Japanese Industrial Standard published by the Japanese Standards Association. Its official title is **O-Rings**. JIS B 2401 is unique in that it specifies standard O-ring dimensions and standard materials.



JIS B 2401 SIZE	Measurements in millimeters				Measurements in inches				JIS B 2401 SIZE
	ID	±	CS	±	ID	±	CS	±	
G250	249.30	1.88	5.70	0.13	9.815	0.074	0.224	0.005	G250
G260	259.30	1.94	5.70	0.13	10.209	0.076	0.224	0.005	G260
G270	269.30	2.01	5.70	0.13	10.602	0.079	0.224	0.005	G270
G280	279.30	2.07	5.70	0.13	10.996	0.081	0.224	0.005	G280
G290	289.30	2.14	5.70	0.13	11.390	0.084	0.224	0.005	G290
G230	299.30	2.20	5.70	0.13	11.783	0.087	0.224	0.005	G230
V15	14.50	0.20	4.00	0.10	0.571	0.008	0.157	0.004	V15
V24	23.50	0.24	4.00	0.10	0.925	0.009	0.157	0.004	V24
V34	33.50	0.33	4.00	0.10	1.319	0.013	0.157	0.004	V34
V40	39.50	0.37	4.00	0.10	1.555	0.015	0.157	0.004	V40
V55	54.50	0.49	4.00	0.10	2.146	0.019	0.157	0.004	V55
V70	69.00	0.61	4.00	0.10	2.717	0.024	0.157	0.004	V70
V85	84.00	0.72	4.00	0.10	3.307	0.028	0.157	0.004	V85
V100	99.00	0.83	4.00	0.10	3.898	0.033	0.157	0.004	V100
V120	119.00	0.97	4.00	0.10	4.685	0.038	0.157	0.004	V120
V150	148.50	1.18	4.00	0.10	5.846	0.046	0.157	0.004	V150
V175	173.00	1.36	4.00	0.10	6.811	0.054	0.157	0.004	V175
V225	222.50	1.70	6.00	0.15	8.760	0.067	0.236	0.006	V225
V275	272.00	2.02	6.00	0.15	10.709	0.080	0.236	0.006	V275
V325	321.50	2.34	6.00	0.15	12.657	0.092	0.236	0.006	V325
V380	376.00	2.68	6.00	0.15	14.803	0.106	0.236	0.006	V380
V430	425.50	2.99	6.00	0.15	16.752	0.118	0.236	0.006	V430
V480	475.00	3.30	10.00	0.30	18.701	0.130	0.394	0.012	V480
V530	524.50	3.60	10.00	0.30	20.650	0.142	0.394	0.012	V530
V585	579.00	3.92	10.00	0.30	22.795	0.154	0.394	0.012	V585
V640	633.50	4.24	10.00	0.30	24.941	0.167	0.394	0.012	V640
V690	683.00	4.54	10.00	0.30	26.890	0.179	0.394	0.012	V690
V740	732.50	4.83	10.00	0.30	28.839	0.190	0.394	0.012	V740
V790	782.00	5.12	10.00	0.30	30.787	0.202	0.394	0.012	V790
V845	836.50	5.44	10.00	0.30	32.933	0.214	0.394	0.012	V845
V950	940.50	6.06	10.00	0.30	37.028	0.239	0.394	0.012	V950
V1055	1044.00	6.67	10.00	0.30	41.102	0.263	0.394	0.012	V1055